



ALL SCALES @ A3

EXACT SIGNAGE POSITIONS TO BE DETERMINED ON SITE BY ARCHITECT.

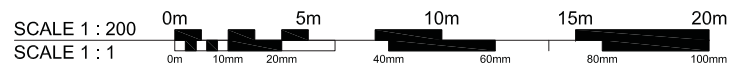
This is a site plan and is not a technical drawing. It is for information only and should not be used as a basis for any construction work. The information in this document is the property of Omega Signs Ltd and must not be passed on to third parties without consent. Any unauthorised use of this document will result in a charge for legal services.

Omega Signs Ltd, Newmarket Approach, Leeds, LS9 0RJ
 T: 0113 240 3000 F: 0113 249 2228
 E: info@omega-signs.co.uk W: www.omega-signs.co.uk



Issue No.	Date	Brief Description	Raised	Amended

AMENDMENTS
(Latest issue number applies)



ASDA	SCALE	CREATED	JOB NUMBER
	NTS	09-02-17	24919p101
	MANAGER	DESIGNER	ISSUE
C Place	KT	1	




ALL SCALES @ A3
 EXACT SIGNAGE POSITIONS TO BE DETERMINED ON SITE BY ARCHITECT.
 This scheme is a visual representation of our signage proposal. Sign colours and placement are subject to the manufacturer's capabilities and the availability of the manufacturer's products. This document is the property of Omega Signs Ltd and must not be passed on to third parties without consent. Any unauthorised use of this document will result in a charge for legal services.
 Omega Signs Ltd, Newmarket Approach, Leeds, LS9 9RJ
 T: 0113 240 3000 F: 0113 249 2228
 E: info@omega-signs.co.uk W: www.omega-signs.co.uk

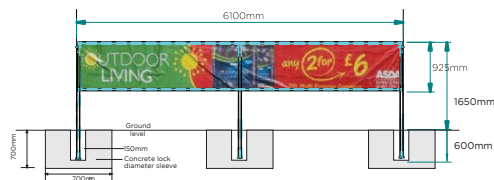
SIGN TYPE	DESCRIPTION
F1 (03)	Twin Post Opening hours sign with brackets.
LOCATION	
53, 76	SPECIFICATION
QUANTITY	1390mm x 1100mm
02	
MI CODE	ASETWINPOST001



SIGN TYPE	DESCRIPTION
N8 (03)	Recycling sign with brackets.
LOCATION	
31	SPECIFICATION
QUANTITY	1390mm x 1100mm
01	
MI CODE	ASETWINPOST001



SIGN TYPE	DESCRIPTION
MCS (01)	Post mounted marketing campaign signs.
LOCATION	
12	SPECIFICATION
QUANTITY	6100mm x 925mm x 30mm
01	
MI CODE	ASEBANNERFRAME001



SCALE	CREATED	JOB NUMBER
1:50	09-02-17	24919p101
MANAGER	DESIGNER	ISSUE
C Place	KT	1